

**VENTURA COUNTY
PUBLIC HEALTH**

**HIV/AIDS SURVEILLANCE
FINAL REPORT**

JANUARY 2011-DECEMBER 2011

PREPARED BY
VENTURA COUNTY PUBLIC HEALTH
THE HIV/AIDS CENTER
OFFICE OF HIV/AIDS SURVEILLANCE

VENTURA COUNTY PUBLIC HEALTH

CALIFORNIA HIV/AIDS REPORTING CHANGES

HIV reporting in California began July 1, 2002 by using a non-name code based system. On April 17, 2006 California implemented emergency regulations to begin reporting HIV by name as requested by the CDC (Center for Disease Control) **which only allows Ventura County Public Health** to report patients who had positive HIV tests after April 17, 2006. These tests include all HIV tests indicative of HIV infection, including a viral load test. The State and the CDC currently only recognize cases which are identified by name. No other cases are included and in fact, they have been deleted from the State's data base. We continue to re-ascertain previously identified cases of HIV infection. In 2009, California had another transition to the CDC's EHARS system for reporting HIV/AIDS. Eventually all states will be utilizing this system.

This is critical for a number of reasons:

- Financial resources provided to Ventura County for HIV/AIDS services is dependent upon the number of living cases of HIV/AIDS reported for Ventura.
- Accurate data is needed to determine strategies for education and prevention programs
- We are **underreporting** the number of HIV cases living and receiving services in Ventura County due to the changes in the law. The only data which can be reported at this time are HIV cases which are new or have been re-ascertained by name. This means more people with HIV are living and receiving services in Ventura County than we are being reimbursed for by the State and the CDC.

Cumulative AIDS cases

	VENTURA COUNTY Through 2011	CALIFORNIA Through June 2011	USA Through 2009
TOTAL CUMULATIVE	1,185	160,760	www.cdc.gov/hiv
TOTAL LIVING	572	69,389	1,142,714
TOTAL DEATHS	613	91,371	

Cumulative HIV cases

	VENTURA COUNTY Through 2011	CALIFORNIA Through June 2011	USA www.cdc.gov/hiv
TOTAL CUMULATIVE	358	43,501	Stats not available for HIV
TOTAL LIVING	356	41,711	
TOTAL DEATHS	2	1,790	

VENTURA COUNTY AIDS CASES		
AIDS	2011	2010
#CASES REPORTED	30	37
#DEATHS	14	3
GENDER		
MALES	29 (97%)	34 (92%)
FEMALES	1 (3%)	3 (8%)
RACE		
WHITE	14 (47%)	20 (54%)
HISPANIC	13 (43%)	12 (32%)
BLACK	2 (7%)	0
AGE AT DIAGNOSIS		
<24 YEARS *	4 (14%)	<15 yrs 0
25-34	8(28%)	15-24 3 (8%)
35-44	4 (14%)	25-34 13 (35%)
45-54	9 (31%)	35-44 11 (30%)
>55	4 (13%)	45+ 9 (28%)
EXPOSURE CATEGORY		
MEN SEX WITH MEN	20 (69%)	25 (69%)
IDU + MSM & IDU	1 (3%)	4 (11%)
HETEROSEXUAL	1 (3%)	2 (6%)
NO RISK ID (under investigation)	8 (27%)	3 (8%)
AIDS DEFINING ILLNESS		
PCP	No longer provided in this manner.	No longer provided in this manner
KS		
CD4		
OTHER OI'S (NO PCP)		
FACILITY OF DIAGNOSIS		
VCMC	Not available at this time.	Not available at this time.
PRIMARY MD		
LA FACILITY		
VC PRIVATE HOSPITAL		
OTHER		

- The new EHARS data format is different from the HARS system. Please note the age groups changed in 2009.

Summary: 2011 AIDS cases

- A decrease in the number of new AIDS cases reported.
- Unfortunately, a significant increase in the number of deaths.
- Predominantly White and Hispanic males, 45-54 years of age, men having sex with men
- 93% of these cases were diagnosed with HIV and AIDS simultaneously.
- If patients with HIV infection can be diagnosed earlier, they can receive medical management and live longer, healthier lives and not spread HIV to other people.

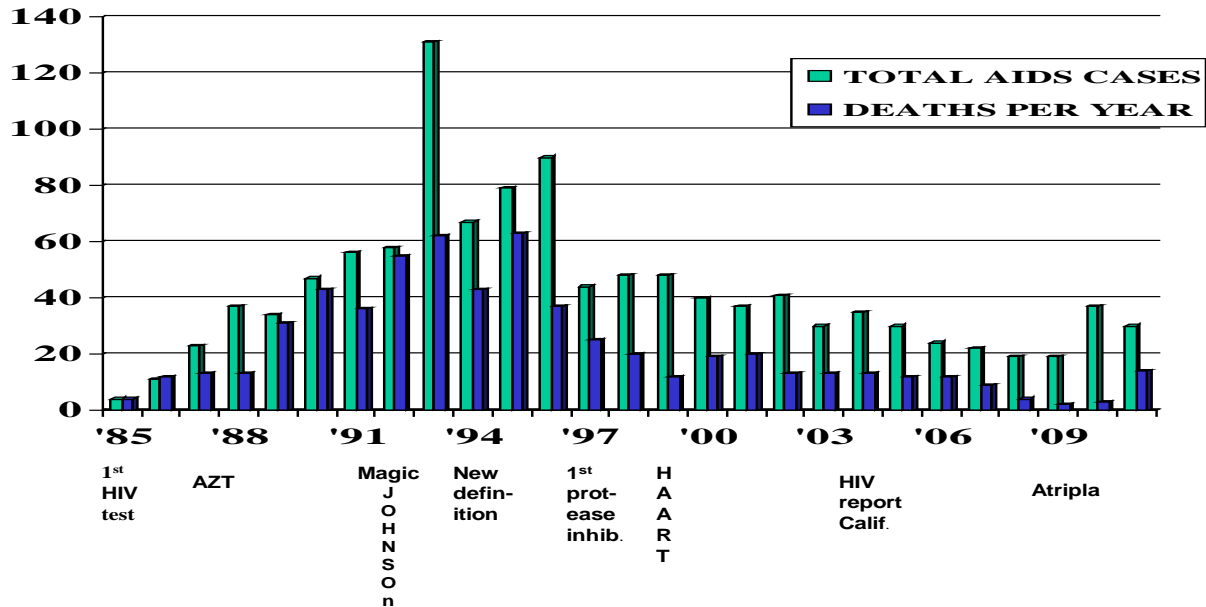
VENTURA COUNTY HIV CASES		
HIV	2011 (name: new & re-ascertained))	2010 (name: new & re-ascertained)
#CASES REPORTED	26	57
#DEATHS	0	0
GENDER		
MALES	22 (85%)	47 (82%)
FEMALES	4 (15%)	8 (11%)
RACE		
WHITE	12 (46%)	34 (61%)
HISPANIC	10 (38%)	18 (32%)
BLACK	4 (15%)	2 (4%)
AGE		
<24 YEARS *	6 (23%)	<15yrs 0
25-34	5 (19%)	15-24 11 (20%)
35-44	9 (35%)	25-34 18 (32%)
45-54	3 (12%)	35-44 13 (23%)
55+	3 (12%)	>45 14 (26%)
EXPOSURE CATEGORY		
MEN SEX WITH MEN	15 (58%)	39 (70%)
IDU	0	1 (2%)
HETEROSEXUAL	6 (23%)	8 (14%)
NO RISK ID (under investigation)	1	4 (7%)
FACILITY OF DIAGNOSIS		
VCMC	Not available at this time.	Not available at this time.
PRIMARY MD		
LA FACILITY		
VC PRIVATE HOSPITAL		
OTHER		

* The new EHARS data format is different from the HARS system. Please note the age groups changed in 2009.

Summary: 2011 HIV

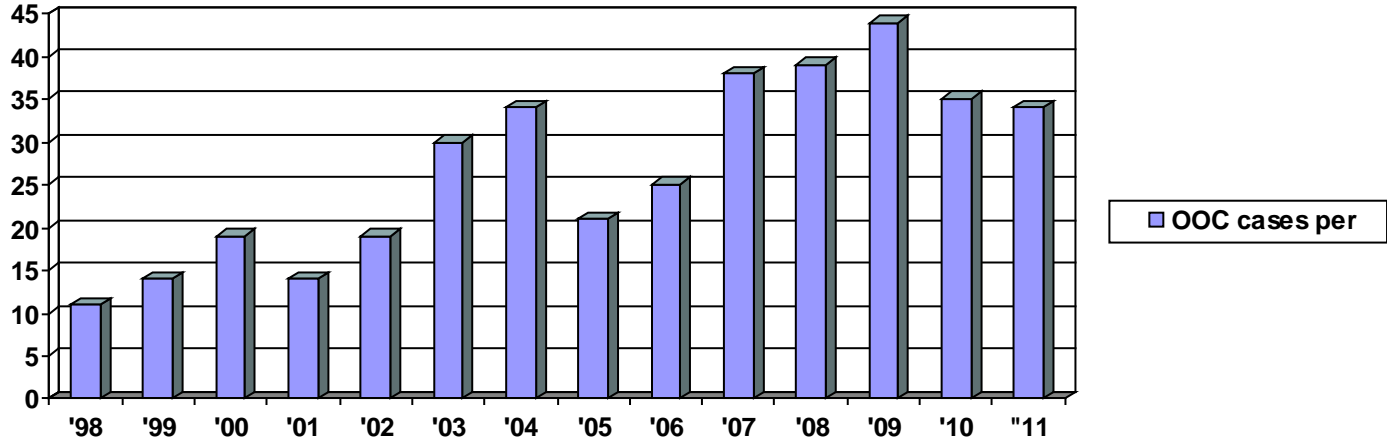
- Decrease in the number of new HIV cases diagnosed in Ventura.
- Predominantly white males, 35 to 44 years of age, men having sex with men.
- There was an increase in the number of newly infected patients **under 24 years** of age.

VENTURA COUNTY PUBLIC HEALTH AIDS CASES AND DEATHS 1985 TO 2011

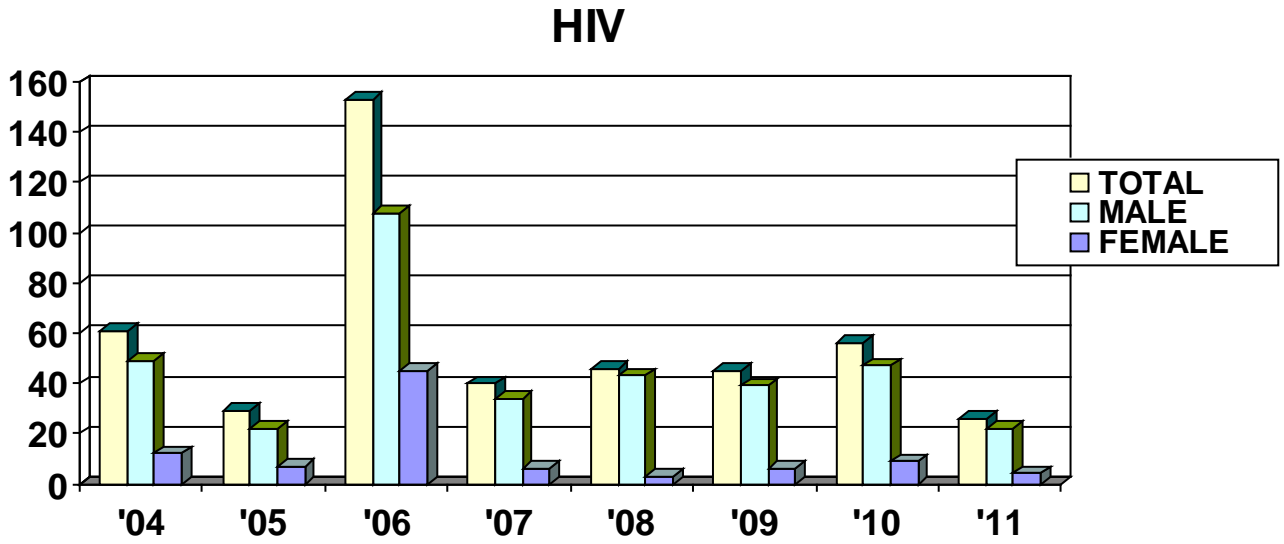
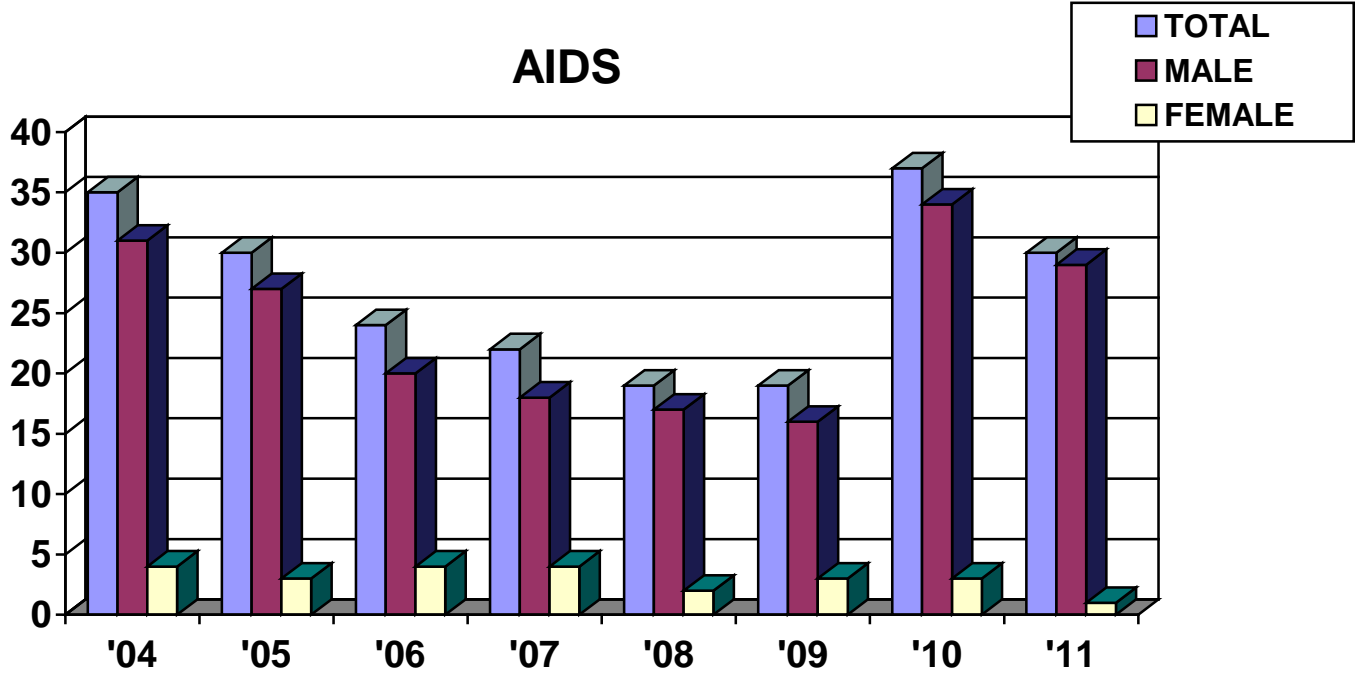


Ventura County “OOC” cases

“Out of County” (OOC) cases are those which have been previously reported in another State or County and are now residing in Ventura County. HIV/AIDS cases are reported based on their residence at the time of diagnosis. Funding is based on the number of “Living” cases reported by each County. OOC clients who are residing in Ventura County are provided access to HIV/AIDS services. However, Ventura County does not receive HIV/AIDS funding by the State or CDC for these OOC clients.



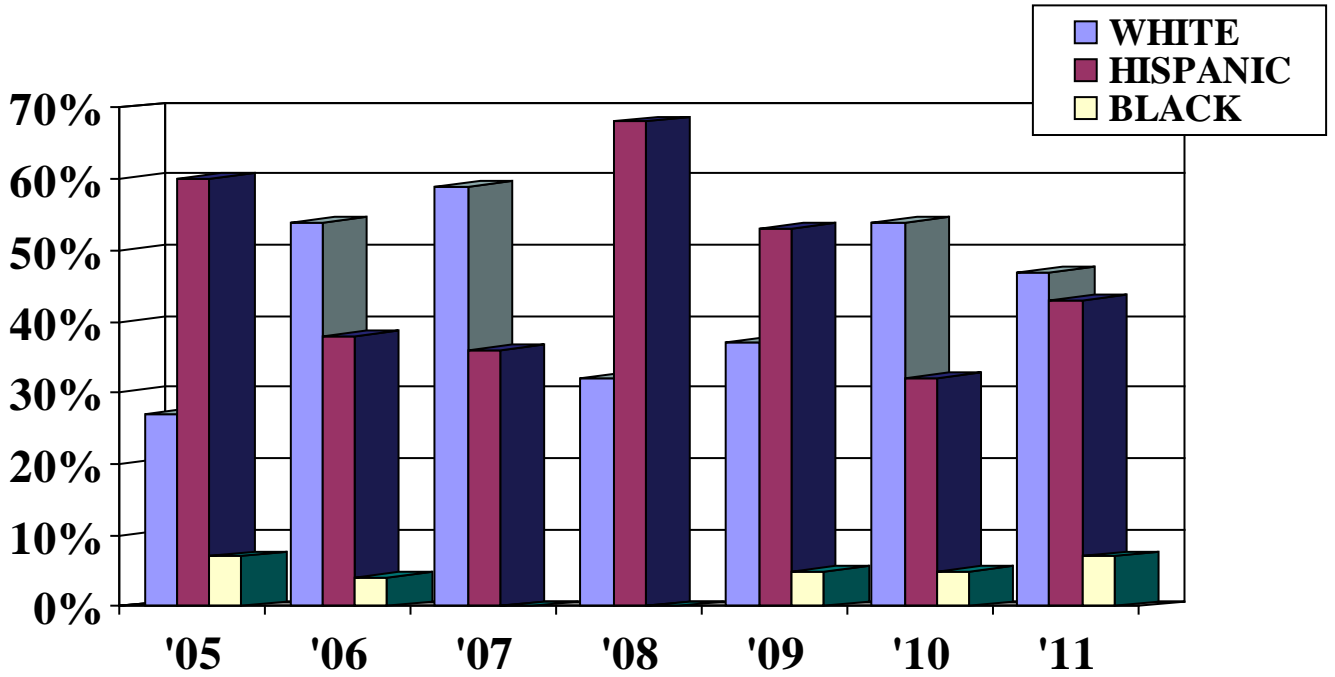
VENTURA COUNTY PUBLIC HEALTH HIV/AIDS CASES



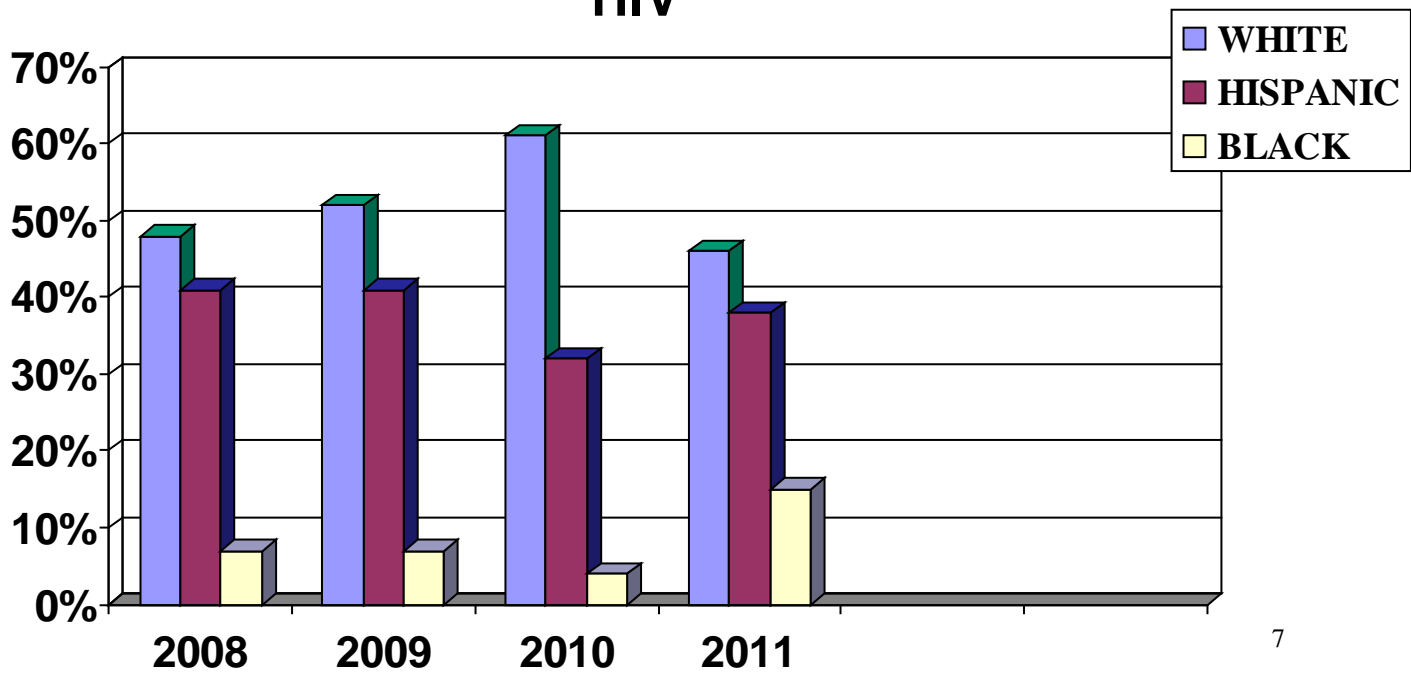
The HIV numbers reflect changes in California's reporting system.

VENTURA COUNTY PUBLIC HEALTH HIV/AIDS BY RACE

AIDS

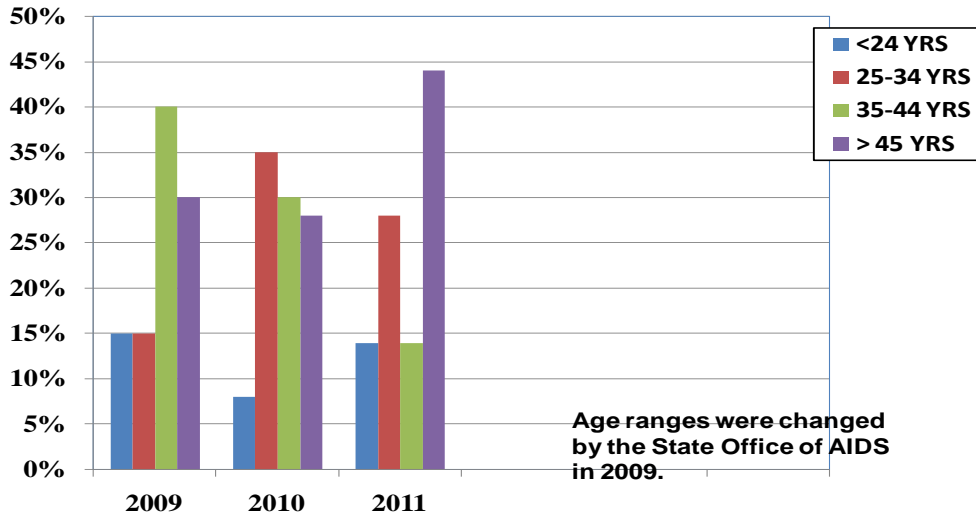


HIV

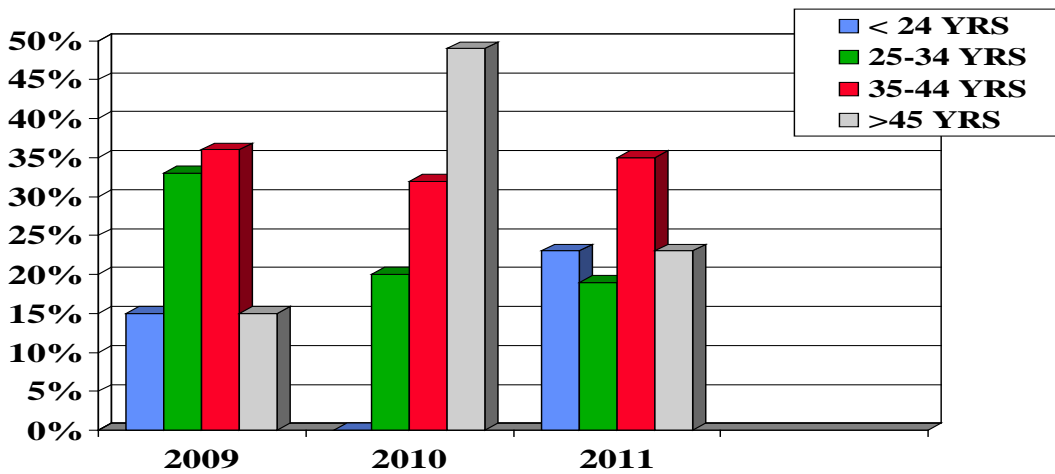


VENTURA COUNTY PUBLIC HEALTH AGE AT DIAGNOSIS

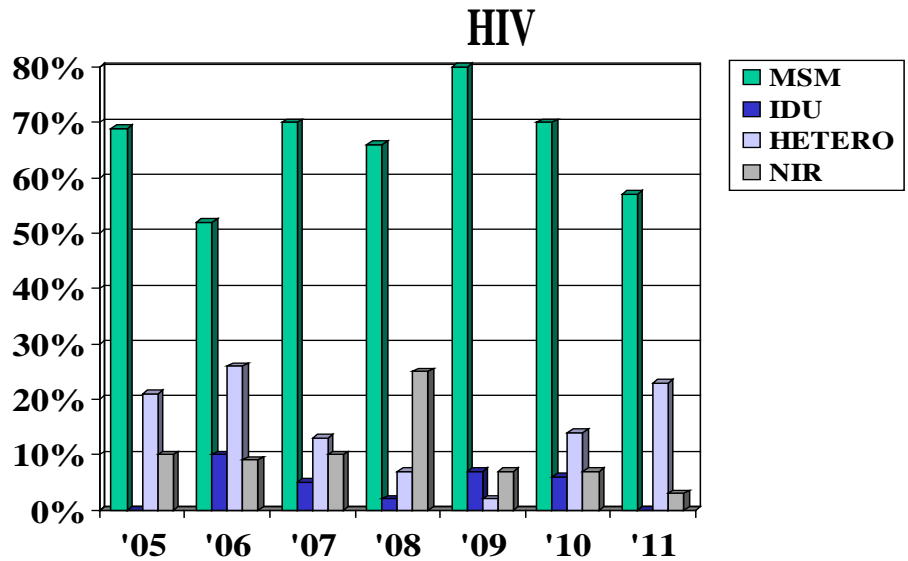
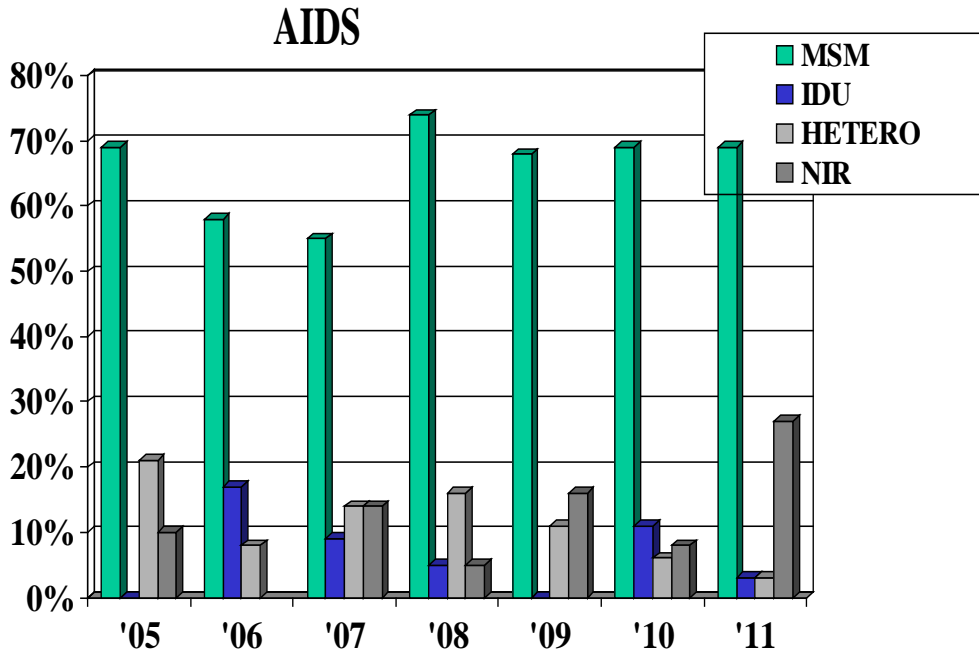
AIDS “AGE AT AIDS DIAGNOSIS”



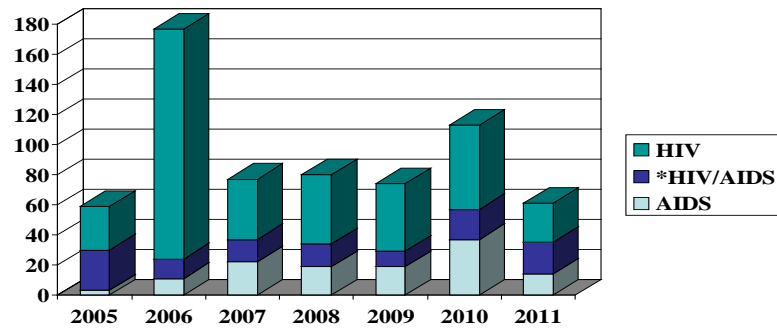
HIV “AGE AT HIV DIAGNOSIS”



VENTURA COUNTY PUBLIC HEALTH HIV/AIDS MODE OF TRANSMISSION



**VENTURA COUNTY PUBLIC HEALTH
HIV AND AIDS CASES ENTERED PER YEAR
AND SIMULTANEOUS DIAGNOSIS OF HIV AND AIDS**



* These are cases which presented as HIV positive and an AIDS diagnosis at the same time.
(They are entered as AIDS cases.)

Summary: 2011

- There were fewer HIV/AIDS cases reported in Ventura County in 2011, 56 versus 94 in 2010.
- In addition, there were 34 cases of “Out of County “ residents” in 2011.
 - 85% of these cases were from another state and
 - 15% were from another county in California.
- 93% of the AIDS cases reported in 2011 were diagnosed with HIV and AIDS simultaneously.
- AIDS cases diagnosed in 2011 were predominantly Hispanic compared to 2010.
- The age range for AIDS diagnosis was slightly older: 45-54 years of age.
- 15% of the HIV cases were African-American. This is an increase over the last several years. Ventura County has a relatively small African-American population. This reflects a slightly higher incidence rate.